



# 2K Intensive Transparent

SEALER






2-Component high-solid oil-based sealer for hardwood flooring. Achieves an oiled optic underneath LOBA finishes.

- Adds warmth and rich color to wood flooring
- No grain raise
- Combination of an oiled look with the advantages of a sealed surface
- Easy application
- Quick-drying oils allow finishing after 12 hours
- Water-free and low VOC

#### Recommended use:

For hardwood floors. Check suitability list for different types of wood.

## Product data

ART.-NO.	ITEM-#			
11053	LO-FI-239	2.5 kg	4	120

#### Storage and transportation

Shelf life: 12 months in unopened containers.  
Not sensitive to freezing.

#### US Regulatory VOC

< 69 g/l

## Product data

### RANGE OF USE FOR WOOD TYPES:

NORTH AMERICAN/EUROPEAN SPECIES			
Maple (Canadian)	+	Arrurra Vermelho	+
Maple (European)	+	Bamboo	-
Acacia / Yellow Locust	+	basralocus wood	+
Acacia / Yellow Locust steamed	+	Opepe	+
Birch	+	Cabreuva	+
Pear tree	◇	Coigue steamed	+
Beech steamed	◇	Cumaru / Almendrillo	+
Beech natural	+	Curupau	+
White Oak	+	Curupay	+
Alder	+	Doussie / Afzelia	+
Ash	+	Ebony / Makassar	-
Spruce	+	Eucalyptus / Jarrah	+
Chestnut tree	+	Eucalyptus / Spottet Gum	+
Pine	+	Guatambu	+
Cherry (North American)	+	Hard Pine (new floors)	+
Cherry (European)	+	Rubberwood	+
Larch	+	Incienso Colorado	+
Walnut (European)	+	Ipe / Lapacho / Guaycan	◇
Olive tree	+	Iroko / Kambala	-
Smoked oak	+	Iron Wood	+
Red Oak	+	Jatoba / Brasilian Cherry	+
Elm	+	Kempas	-
Further Species		Coconut	+
Afromosia / Kokrodua	+	Kotibe / Mahogany	+
		Mahogany	+
		Mahogany Acajou	+
		Massaranduba	+
		Mecrusse	+
		Moluccan Ironwood	+
		Muhuhu	+
		Mutenye	+
		Camwood	+
		rosewood	-
		Partridge Wood	+
		Piguia Marfin	+
		Pitch Pine (old floors)	+
		Purpleheart	+
		Sucupira	+
		Tasmanien Oak	+
		Tauari	+
		Teak	+
		Tigerwood	+
		Wenge	+
		Yvyraro	+
		Cypress	+
		Other Surfaces	
		Multiplex	◇
		OSB Board	◇
		Chipboard	◇

+ No restriction on use.

◇ Use can cause problems. Consultation with LOBA recommended.

- Use not recommended.

## Information for Use

- For professional use only!
- BEFORE USING, READ AND UNDERSTAND ALL LABEL INSTRUCTIONS AND MATERIAL SAFETY DATA SHEETS.
- For technical advice call our Loba-Wakol Technical Service at 1-800.230.6456.
- Sand and prepare floors according to NWFA guidelines.
- **WARNING!** If you scrape, sand, or remove old paint from wood floors, you may release lead dust. Follow local and/or federal requirements for lead removal. Before you start, find out how to protect yourself and others by contacting the National Lead Information Hotline at 1-800-424-LEAD or log on to [www.epa.gov/lead](http://www.epa.gov/lead).
- ALWAYS PREPARE A SAMPLE OR TEST AREA TO DETERMINE COMPATIBILITY, APPEARANCE, AND DESIRED RESULTS.
- POT LIFE: 2 hours. Stir base well, add the hardener in a ratio of 5:1 and mix in with LOBA Paint mixer by machine. For mixing smaller quantities, use the LOBA Mixing Container or a scale to weigh out the components.
- Do not apply at temperatures below 55°F (13°C). Make sure material is at room temperature. Always maintain adequate

ventilation during all phases of the coating and drying process.

- Apply evenly at the recommended coverage rate. Avoid streaks, puddles, and lap marks.
- 2K Intensive is applicable on almost every domestic and exotic wood types, only a few rather unfamiliar wood types can cause problems, check suitability list of the primer or consult Loba-Wakol Technical Department to ensure trouble-free application.
- Room temperature 50°F to 77°F, relative humidity 40% to 65%.
- If relative humidity on jobsite is **above 50%**, the use of forced ventilation with fans is required.

### APPLICATION TOOL

LOBA oil roller Microfiber 60-80  
Single disc machine  
LOBASAND SpecialPad beige

### COVERAGE

Approx. 540 square feet per 2.5 kg container.

## Information for Use

### DRYING TIME

- Earliest possible recoating after 12 hours.
- If there is a delay in drying wait until you can see that the surface is completely dry.
- High humidity and low air flow can prolong the dry time considerably and could inhibit the ability to apply finish. The use of fans to create good air movement is recommended.

### SUITABLE FINISHES:

All LOBA finishes except Viva and Life. Refer to the Technical Data Sheets for the product.

### RECOMMENDED PROCEDURE FOR WOOD FLOORS:

**One coat finish application, for natural oiled look especially in combination with 2K InvisibleProtect**

- Prepare surface and apply 2K IntensiveColor thinly by using a LOBATOOL Microfiber 60-80 roller.
- Allow the material to penetrate for 30-60 minutes, and carefully even out surface with a buffing machine and LOBASAND SpecialPad beige.
- Allow to dry with ventilation for at least 12 hours.
- Roll LOBA finish onto surface. Refer to the Technical Data Sheet of the finish.

### Two coat finish application, for increased wear resistance

- If necessary or longer than 24 hours after first coat, inter-coat abrasion must be performed very carefully to prevent sanding through the thin layer.
  - Do not sand too aggressively.
  - We recommend using the LOBASAND maroonpad with an underlayered abrasive sheets P240.
- Applying insufficient material may allow color changes to occur.

### COMPATIBILITY

When this product is used in combination with other LOBA products the technical information of these products must be followed. Refer to the Technical Data Sheets. LOBA cannot guarantee the suitability of products other than LOBA.

### IMPORTANT INFORMATION

#### WARNING! SELF-IGNITION:

**Store cloths, pads, and other tools contaminated with oil in closed metal container or soak in water immediately after use. Do not leave used rags on jobsite! Do not dispose of with sawdust!**

## General guidelines

**Cleaning of tools:** Clean tools with solvents such as brush cleaner.

**Cure Time:** The stated drying and cure times are based on ideal conditions (68°F, 50% rH) at the recommended application rates. Insufficient ventilation, high humidity, lower temperatures, increased coat thickness can prolong the curing process considerably. Do not cover floors, replace carpets or rugs, or clean floors with a damp mop/cloth before the final curing has been reached. Remaining excessive material will prolong curing. On some exotic woods curing time can be extended.

**Use with or without a primer:** Some finishes can be used without a primer. The use of a primer increases application reliability and decreases risk of application marks on most wood types. Further details can be found in the LOBA wood type suitability list in the current catalog.

**Side bonding:** Water-based coating systems can show a tendency for side bonding. Several measures can be taken to minimize the formation of irregular joints and the associated locking effect. The use of shear-resistant or firm elastic adhesive to adhere the hardwood flooring, careful filling of the joints, use of suitable LOBA primers, and maintaining a consistent climate are some of these steps. (Education of the customer is recommended). The risk of side bonding is greater with old floors with damaged, weak, or very flexible adhesives and wood flooring installed over underfloor heating, and less stable woods such as beech and maple.

**Safety Precautions:** Even when working with low or zero-emission products the usual safety measures must be taken. Keep away from children. Do not eat, drink, or smoke in working areas. Wear suitable safety gloves. Clean product off of hands. Change soiled clothes.

**First Aid:** If swallowed, do not induce vomiting. Call for medical help immediately. Never give anything by mouth to an unconscious person. If breathing is difficult or other respiratory complaints, remove to fresh air and get medical attention. In case of eye contact, immediately flush eyes for several minutes under running water. Generally, this product does not cause skin irritation. Call a physician if irritation occurs.

## General guidelines

**Special Information** The information in this document and any other information or advice we provide is intended for our customers only, and all information and advice is subject to the terms and limitations in Loba-Wakol's General Terms and Conditions, including without limit its limited warranty ("Terms"). The Terms are not expanded, changed, or waived by the information in this document or by any information or advice given by Loba-Wakol. Loba-Wakol has no relationship or obligation to anyone other than the customer that originally purchases the product from Loba-Wakol.

The information in this document and any other information or advice we provide is the result of our prior experience and our knowledge of our products. Due to the wide variety of application possibilities and processing conditions, it is the customer's responsibility to test our product for suitability for its intended

purpose. When in doubt, call our Technical Service for support. Technical Information is also available by visiting our website [www.loba-wakol.com](http://www.loba-wakol.com). You must read and understand, and have your professional installer read and understand, all information contained in our Terms and in our published specifications, technical data sheets, written directions for installation, use and maintenance, and labels on the product. If you have any questions during application or use, immediately stop the application and use and contact our Technical Service. For information about other products offered by Loba-Wakol, please check the technical information concerning those products.

The words or symbols denoted by ® stand for trademark rights that are at least registered and protected in the territory of Germany.