

MarkantNature



HARDWAX OIL



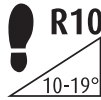
A natural wood look with many proven benefits

High-quality, natural hardwax oil. The new formula gives the wood surface an untreated look. Preserves the natural color of the wood.




- Non ambering effect, prevents the natural yellowing of wood
- Natural look of an untreated floor
- Smooth and full bodied appearance
- Water and dirt resistant
- Easy and safe application
- Certified anti-slip properties as per DIN EN 16165:2021-12 for work areas
- Suitable for children's toys as per EN 71-3

Range of use:

Suitable for all light-colored wood species and for wood surfaces colored with light Markant Color colors.



Technical Data

ART.-NO.			
10508	750 ml	6	480
	2.5l	4	120

Solids	54 ±2%
Storage and transportation	36 months of storage stability. No hazardous material according to ADR. Not sensitive to frost.
GISCODE	Ö60
2004/42/CE	EU limit value for this product (cat. A/i): 500 g/l (2010). This product contains max. 475 g/l VOC.

Application

- The surface must be professionally sanded. The floor must be dry and free of any old coatings, oil, grease, wax, silicone, sanding dust and other impurities.
- The optimal processing conditions are room temperature +15°C to + 25°C, floor temperature +15°C to +22°C, rel. humidity 40% - 65%, material temperature +18°C - + 25°C, max. wood moisture 12%, sufficiently ventilate working rooms.
- In order to prevent parquet damage, the room temperature should be set to the annual average expected for the use of the product.
- Transfer material to a LOBA varnish bucket before applying.
- Shake the contents well.
- The innate color of the wood used, its structure and its pore properties, as well as the fineness of the sanding pattern, also have a major impact on the color that can be achieved. We strongly recommend to produce a color sample on the original wood using site-appropriate sanding techniques to check the result by yourself and if necessary for approval by the project client.
- Observe general and, if necessary, product-specific occupational health and safety regulations. Further information can be found in the GISCODE-related operating instructions which are available under www.wingis-online.de.
- This product is part of the LOBA and Wakol "Connected Systems". The approved combinations with Wakol parquet adhesives may be found in the "Connected Systems" Matrix: www.loba.de/connected-systems

THINNER / MIXING

The product is ready for use and must not be reduced!

APPLICATION TOOL / APPLICATION RATE

LOBA oil roller Microfaser 60-80 ca. 60-100ml/m² (12m²/l).

DRYING TIME

- Earliest possible overcoating after 12 hours.
- However within 24 hours.
- Can be walked on after 12 hours.
- Light stress after 24 hours.
- Full Stress and coverage after 10 days.
- The floor can be covered earlier by using LOBA Cover 400, for details see the TI for the product.

"ROLL APPLICATION:

- Apply Markant Nature with the LOBA oil roller Microfaser 60-80 thin and evenly.
- Dry overnight, maximum 24 hours.
- If necessary (uneven appearance or matt shine spots), perform intermediate sanding with LOBASAND grid pad and remove dust.
- Apply Markant Nature with the LOBA oil roller Microfaser 60-80 thinly and evenly."

IMPORTANT INFORMATION

Keep soaked cloths, pads and other tools in closed containers. Moisten oil in combination with sanding dust, fabric cloths and so on with water or store in a sealable bucket and dispose of in a fire-safe manner, since otherwise there is a risk of self-ignition.

General guidelines

Cleaning of tools: Clean tools with solvents such as brush cleaner.

Drying time: The indicated drying times are valid for +20°C and 50% relative humidity, and assume careful, draught-free ventilation of the working area. Lower temperatures, higher relative humidity or poorer ventilation lead to longer drying times. Do not apply any protective coverings, wet clean the surface or lay carpet until the coating has achieved its final hardening. Product-specific data can be found in the relevant technical information.

Side bonding: Parquet that has not been shear-resistantly bonded in place, wood planks, wooden pavings, industrial parquet and parquet on underfloor heating as well as types of wood with a short moisture changing times (e.g. beech) show dimensional changes caused by quickly varying climate (rel. air humidity, temperature). When applying oil side bonding and thus unregular cracks in joints can not appear.

Interactions: Materials such as carpet underlays, furniture legs, castors, flexible adhesives used for parquet or for fixing can lead to softening and discoloration. Material building up in the joints can adversely affect touch and appearance. Exposure to hair dyes or rubber tyres on cars, motorcycles and cycles can lead to permanent, irreversible discoloration of the surface.

Safety notes: Flammable solvent vapours emerge during the drying process when working with products containing high quantities of solvents. As a result, fire, naked light, welding, smoking and so on are prohibited in the immediate vicinity of such products. Ventilate working areas and storage rooms well. Electrical equipment in workrooms and ancillary rooms must be switched off in sufficient time to ensure that they are cold when work begins. Any spark generation, including on electrical equipment, must be avoided. Keep material containers tightly closed. Solvent sensitive components, plants or animals (fish tanks) must be removed from areas at risk of exposure to solvent vapours.

General guidelines

Connected Systems: Connected Systems approved products are optimized in such way that no dark discoloration, caused by chemical interaction between surfacetreatment and adhesive occurs, when applied in accordance with the technical datasheets.

The information in this document and all other advice and recommendations that we provide to help and assist the applicator are based on previous experience and relate to Spezial conditions. Because of the wide range of possible uses and conditions of application of our products, we do not relieve users from the need to carry out their own trials or to seek technical advice by speaking to the LOBA application engineering department. Observe the floor covering manufacturer's recommendations and the provisions of the current standards. Our liabilities and responsibilities are exclusively in accordance with our Terms and Conditions and are not extended by this information or by our advice. The publishing of a new technical data sheet automatically invalidates the earlier version.

The words or symbols denoted by ® stand for trademark rights that are at least registered and protected in the territory of Germany.