



HardwaxOil

extra-matte

HARDWAX OIL



Oiled look and velvety feel with high durability

Layer-forming hard wax oil. Full-bodied look meets velvety feel: HardwaxOil fully brings out the beauty and character of the wood. It forms a durable, anti-slip layer that reliably protects against moisture and dirt.




- Oxime and cobalt free
- Smooth and full bodied appearance
- Natural, velvety feel
- Suitable for partial repairs
- Dirt resistant, easy to clean surface
- Anti-slip class R10 according to DIN EN 16165:2021-12
- Suitable for children's toys as per EN 71-3

Range of use:

Suitable for parquet, wood and cork floors. Suitable for virtually all types of European and exotic timber. Note the LOBA wood types list, which can be found at www.loba.de. If in doubt, consult the factory. Anti-slip as per DIN EN 16165:2021-12 evaluation group R10.



Technical Data

ART.-NO.			
	10 l	-	42
10509	2.5 l	4	120
	750 ml	6	480

Solids	52 ±2%
Contents	aliphatic hydrocarbons, siccatives
Storage and transportation	24 months of storage stability. No hazardous material according to ADR. Not sensitive to frost.
GISCODE	Ö60
2004/42/CE	EU limit value for this product (cat. A/i): 500 g/l (2010). This product contains max. 441 g/l VOC.

Application

- From a container size of 10 l the material has to be mechanically stirred for example with LOBA Paint mixer.
- The surface must be professionally sanded. The floor must be dry and free of any old coatings, oil, grease, wax, silicone, sanding dust and other impurities.
- The optimal processing conditions are room temperature +15°C to + 25°C, floor temperature +15°C to +22°C, rel. humidity 40% - 65%, material temperature +18°C - + 25°C, max. wood moisture 12%, sufficiently ventilate working rooms.
- In order to prevent parquet damage, the room temperature should be set to the annual average expected for the use of the product.
- Transfer material to a LOBA varnish bucket before applying.
- Observe general and, if necessary, product-specific occupational health and safety regulations. Further information can be found in the GISCODE-related operating instructions which are available under www.wingis-online.de.
- This product is part of the LOBA and Wakol "Connected Systems". The approved combinations with Wakol parquet adhesives may be found in the "Connected Systems" Matrix: www.loba.de/connected-systems
- Shake the contents well.

THINNER / MIXING

The product is ready for use and must not be reduced!

APPLICATION TOOL / APPLICATION RATE

Trowel application: LOBA Trowel / approx. 20 ml/m² (50 m²/l)
 Roller and oilbrush application: LOBA Oil Roller Microfibre 60-80 or LOBA Oil Brush / approx. 40-60 ml/m² (20 m²/l).

INTERMEDIATE SANDING

Able to recoat without intermediate sanding within the first 24 hours. After this time, an intermediate sanding is necessary. An intermediate sanding before the last application will improve the optical appearance of the surface.

DRYING TIME

- Carefully walkable and recoatable after 8 hours.
- Light stress after 24 hours.
- Full Stress and coverage after 10 days.
- The floor can be covered earlier by using LOBA Cover 400, for details see the TI for the product.
- Drying times are valid for +20°C and 50% relative humidity.

TROWEL AND ROLLER APPLICATION:

For wooden floors.

- Apply HardwaxOil carefully in sections using a LOBA trowel.
- Immediately equalise with a single-disc machine and underlaid LOBASAND SpecialPad beige.
- Dry minimum 8 hours, maximum 24 hours.
- Roll HardwaxOil thinly and evenly with LOBA Oil Roller Microfiber 60-80.
- For highly absorbent substrates, an additional roll application may be necessary to achieve homogeneous fullness after an intermediate sanding with a LOBA GridPad and hook & loop strips placed underneath.

ROLL APPLICATION:

For wood and cork floors.

- Apply HardwaxOil thinly and evenly with the LOBA Oil Roller Microfiber 60-80/LOBA Oil Brush.
- Dry minimum 8 hours, maximum 24 hours.
- Perform intermediate sanding with a LOBA GridPad and hook & loop strips placed underneath and remove dust.
- Apply HardwaxOil thinly and evenly with the LOBA Oil Roller Microfiber 60-80/LOBA Oil Brush.
- For highly absorbent substrates, an additional roll application may be necessary to achieve homogeneous fullness after an intermediate sanding with a LOBA GridPad and hook & loop strips placed underneath.

IMPORTANT INFORMATION

Trowel applications are only possible with joint-sealed wooden flooring. Oil that penetrates joints will not dry completely over a long period.

Keep soaked cloths, pads and other tools in closed containers. Moisten oil in combination with sanding dust, fabric cloths and so on with water or store in a sealable bucket and dispose of in a fire-safe manner, since otherwise there is a risk of self-ignition.

General guidelines

Cleaning of tools: Clean tools with solvents such as brush cleaner.

Drying time: The indicated drying times are valid for +20°C and 50% relative humidity, and assume careful, draught-free ventilation of the working area. Lower temperatures, higher relative humidity or poorer ventilation lead to longer drying times. Do not apply any protective coverings, wet clean the surface or lay carpet until the coating has achieved its final hardening. Product-specific data can be found in the relevant technical information.

Side bonding: Parquet that has not been shear-resistantly bonded in place, wood planks, wooden pavings, industrial parquet and parquet on underfloor heating as well as types of wood with a short moisture changing times (e.g. beech) show dimensional changes caused by quickly varying climate (rel. air humidity, temperature). When applying oil side bonding and thus unregular cracks in joints can not appear.

Interactions: Materials such as carpet underlays, furniture legs, castors, flexible adhesives used for parquet or for fixing can lead to softening and discoloration. Material building up in the joints can adversely affect touch and appearance. Exposure to hair dyes or rubber tyres on cars, motorcycles and cycles can lead to permanent, irreversible discoloration of the surface.

Safety notes: Flammable solvent vapours emerge during the drying process when working with products containing high quantities of solvents. As a result, fire, naked light, welding, smoking and so on are prohibited in the immediate vicinity of such products. Ventilate working areas and storage rooms well. Electrical equipment in workrooms and ancillary rooms must be switched off in sufficient time to ensure that they are cold when work begins. Any spark generation, including on electrical equipment, must be avoided. Keep material containers tightly closed. Solvent sensitive components, plants or animals (fish tanks) must be removed from areas at risk of exposure to solvent vapours.

Connected Systems: Connected Systems approved products are optimized in such way that no dark discoloration, caused by chemical interaction between surfacetreatment and adhesive occurs, when applied in accordance with the technical datasheets.

The information in this document and all other advice and recommendations that we provide to help and assist the applicator are based on previous experience and relate to Spezial conditions. Because of the wide range of possible uses and conditions of application of our products, we do not relieve users from the need to carry out their own trials or to seek technical advice by speaking to the LOBA application engineering department. Observe the floor covering manufacturer's recommendations and the provisions of the current standards. Our liabilities and responsibilities are exclusively in accordance with our Terms and Conditions and are not extended by this information or by our advice. The publishing of a new technical data sheet automatically invalidates the earlier version.

The words or symbols denoted by ® stand for trademark rights that are at least registered and protected in the territory of Germany.