



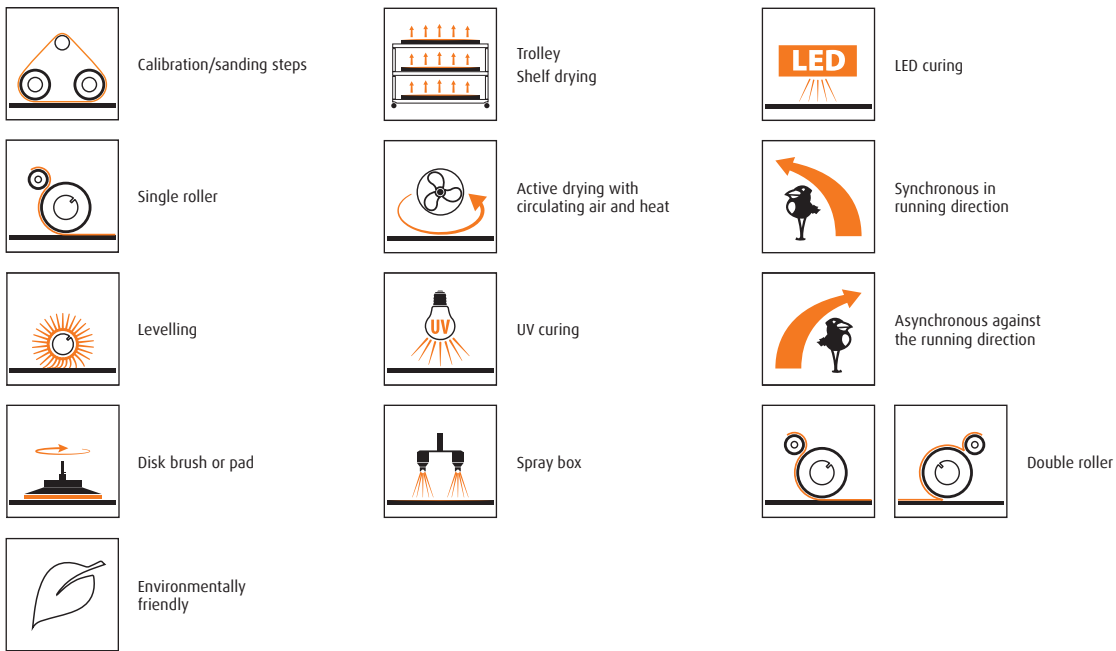
HARDWAXOIL SURFACES INDUSTRIAL SYSTEMS

LOBACOATING 



LOBA – Your Partner for surface finishing and care

LOBACOATING Technical data legend



Definition

LC= LOBACOATING

OS = Oil systems

WS = Water system

UV = UV material

SB = Solvent-based

Pre-treatment = LC WS Hydro Primer, LC WS Brightener, LC WS Stain

Main treatment = LC OS, LC WS, AST, LC UV

Active drying = Drying of the surface is supported by circulating air and heat

BC/TC = Base coat/Top coat

Assist = Material combination

Certifications



Slip resistance
R9, R10



Ecode® EC1R:
very low emission



LOBASOL 100% Nature
solvent-free,
100% solids



Suitable for children's toys
according to DIN EN 71-3



Emission-tested construction
product according to French
VOC regulation

Manual application



Oil roller
Microfaser 60-80



Trowel



Coating



Damp mopping



Cloth

Other



Drying time



Consumption in litres



Consumption in grams



Container size



Packaging unit



Pallet unit

Follow us at

 www.loba.de/en

 www.instagram.com/loba_on_top

 www.facebook.com/www.loba.de

 www.youtube.com/lobaontop1922

Inhalt

LOBA INSIDE

LOBACOATING Technical data legend	2
Philosophy	4
The company	5

LOBACOATING

General information	7
Surface – HardwaxOil matt, colourless	9–11
Surface – HardwaxOil Color	12
Surface – HardwaxOil Invisible, raw timber effect	13–15
Surface – HardwaxOil Intense, stained	16–17
Surface – HardwaxOil Protect	18–19

LOBACARE®

Cleaning products	21
Care products	22–23

A hand is shown reaching for a LOBA product on a shelf. The background shows various LOBA products, including cans of 'MarkantNature', 'Markant EXTRA MATI', and 'ParkettCare SEIDENGLÄNZEND'. The LOBA logo is visible on the products and on a box in the foreground.

LOBA On Top!

LOBA loves beautiful floors. As a family business with almost 100 years of tradition, we provide you with modern products for the design, finishing and care of wood floor, cork, elastic and mineral surfaces. LOBA places the highest value on user-friendly, safe and sustainable products. Out of responsibility for humans and nature, we have long focused on the development of environmentally compatible solvent-free systems, which consist of up to 100 percent natural raw materials – for a feel-good living environment.

Our partnership with you lives through:

- **PASSIONATE COMMITMENT** – giving the best, day after day, in all areas. We go the extra mile for you!
- **TECHNICAL EXCELLENCE** – we burn for innovation and enthusiastically share our application know-how with you!
- **PERFECT SERVICE** – as a reliable partner we take care of your needs with heart and soul!

LOBA – Your partner for surface finishing and care

LOBA – A company with 95 years of tradition

1922 Founding

On 13 April 1922 Wilhelm Hornung and Dr Max Fischer establish “Vereinigte Wachswarenfabriken AG Hornung und Dr Fischer” in Ditzingen, near Stuttgart. Its products include floor stains, ski wax and household candles.

1959 Pioneering work

LOBA launches the world’s first commercially available thermal insulation composite system, under the brand name Dryvit®, making a major contribution to energy saving.

1995 Innovation

With its two-component, water-based parquet finishing systems, LOBA sets new standards that remain unmatched to this day.

1998 International expansion

Foundation of the first foreign subsidiary in Poland. Further international activities follow.

2006 Partnership

As part of a successful cooperation, Wakol becomes minority shareholder in LOBA.

2015 Investment

Opening of the new logistics and training centre.

2018 Course setting

LOBA becomes part of the international ARDEX-Group. Wakol is majority shareholder of LOBA.

Competence on a global scale

With offices in more than 60 countries, LOBA is a competent partner for surface finishing and care on a global scale.

We take our responsibility seriously

LOBA wants to ensure that our customers, employees and everyone who works and lives on floors treated with our products is safe. The protection of the environment is of course another top priority. We take these responsibilities seriously and act accordingly. This commitment is best illustrated with these concrete examples:


- LOBA decided many years ago to cease production of parquet varnishes that contain high concentrations of solvents.
- Today, LOBA supplies only water-based, low-emission products. LOBA was among the first manufacturers to obtain DIBt approval, and Emissioncode® certification.
- The emission values of LOBA products are significantly below the limit values for volatile organic compounds (VOCs*) laid down in the European Decopaint Directive.

From the many eco-labels available today, LOBA has chosen the Ü mark of Deutsches Institut für Bautechnik (DIBt, German Institute for Civil Engineering) and the Emissioncode® label awarded by the Association for the Control of Emissions in Products for Flooring Installation, Adhesives and Building Materials (GEV).

Ü mark and renovation Emissioncode® – two green labels that consumers can rely on. These two eco-labelling systems guarantee compliance with the most stringent environmental standards, as they are based not only on the testing of product ingredients but also take into account emissions and involve continued product tests.



*(VOC = Volatile Organic Compound)



Objectives

To listen and to understand ...

... sounds easy, but it's not! Together we analyse your requirements. In doing so, our approach is solution-oriented. With outstanding competence and the highest technical standards, we develop individual application processes for you. In order to reach our common objective, we attach great importance to close coordination with you and are always ready to listen. In this way we safeguard your success together!

We offer a suitable finish for every requirement.

LOBA is a traditional family business devoted to the development of modern, sustainable products for finishing wooden surfaces. As a pioneer in the field of waterborne sealants, we attach great importance to low-emission finishes and oil systems. The careful use of valuable resources is as self-evident for us as the development of innovative, environmentally compatible technologies.




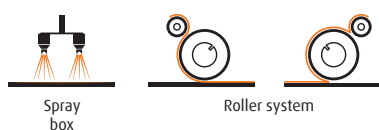
Pre-treatment

LC WS UV Assist, Hydro Primer, LC WS Brightener, LC WS Stain



Main-treatment

LC OS, LC WS, LC Assist, LC UV



LC OS HardwaxOil NEXT

Our new development LC OS HardwaxOil NEXT combines the positive properties of modified natural oils and waxes. This proven combination protects the wood extremely reliably: LC OS HardwaxOil NEXT impresses with excellent resistance to chemicals, very fast drying times and strongly reduced yellowing sensitivity. The surface finished with LC OS HardwaxOil NEXT supports the natural appearance of your floor and gives the wood a special walking comfort due to its soft feel. Your floor thus supports a healthy indoor climate with a feel-good factor.

SURFACE

HardwaxOil matt



The HardwaxOil matt surface, newly developed by LOBA, offers an extremely matte look with a pleasantly soft feel and excellent resistance. These advantages make LC OS HardwaxOil a universally applicable partner for a wide range of applications.






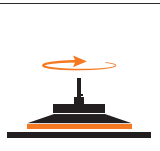
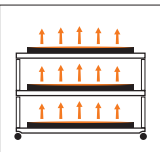
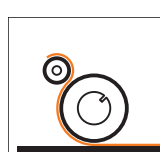
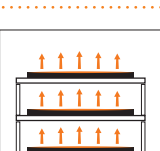
LC OS HardwaxOil NEXT

- Very fast drying
- Reduces oil-specific yellowing
- Safe and simple application in two layers
- Excellent resistance to residential requirements
- Excellent machine handling
- Endless number of colour combinations
- Soft-touch effect






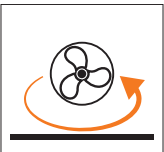

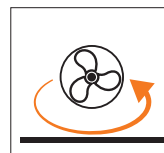
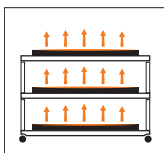
Art. no.	Variant	
44001-000005	Extra-matte	2.5 kg / 25 kg
44001-000000	Silk glossy	2.5 kg / 25 kg



Standard Application | Minimal Equipment

WOOD PREP.		<p>1. Surface Preparation Sanding</p> <ul style="list-style-type: none"> • With a Belt -sanding -machine P60-P100 calibration • Final step with P100-P150 soft sanding
BASE TREAT		<p>2. Base-Coat with LC OS Hardwax Oil NEXT</p> <ul style="list-style-type: none"> • Application with a single rubber roller coater – with a hardness between 30-50 Shore • Applied quantity 8-40 g/m²
MACHINE PARTS		<p>3. Equalizing with 2 Cylinder Brushes</p> <ul style="list-style-type: none"> • All brushes working together should not be removing more than 1/g • Otherwise, for stable production, reduce the amount of finish applied in 2
MACHINE PARTS		<p>Alternative use a disk brush or pad station with white pads</p>
MACHINE PARTS		<p>4. Dry the applied surface in a Racks</p> <ul style="list-style-type: none"> • Drying -time between 5-8 h depending on room temperature and humidity + are circulation
TOP TREAT		<p>5. Top-Coat with LC OS Hardwax Oil Next</p> <ul style="list-style-type: none"> • It is recommended to prepare the surface with a Fladder brush unit using P320 grit • Apply with a single rubber roller-coater, with a hardness between 30-50 Shore • Application amount should be 15-35 g/m² • The last coat should always be transparent, no colors
MACHINE PART		<p>6. Drying in Racks</p> <ul style="list-style-type: none"> • Drying time is between 5-8 hours, depending on room temperature, air circulation and colors – transparent finish dries relatively faster

Recommended Equipment

WOOD PREP.	 	<p>1. Surface Preparation sanding or brush</p> <ul style="list-style-type: none"> Begin with brushing, using steel, brass or synthetic brushes
BASE TREAT	 	<p>2. Base-Coat with LC OS Hardwax Oil NEXT</p> <ul style="list-style-type: none"> Application with a reverse roller wheel – foam or grooved Applied quantity 25-40 g/m² Remove surplus material with removal roller, 30-50 Shore. Following removal, the surface should have approx .8-15 g/m²
MACHINE PARTS		<p>3. Equalizing with 2 – 3 Cylinder Brushes</p> <ul style="list-style-type: none"> All brushes working together should not be removing more than 1/g Otherwise, for stable production, reduce the amount of finish applied in Step 5
MACHINE PARTS		<p>4. Active Drying with Air Circulation, or IR</p> <ul style="list-style-type: none"> If product is dried adequately using air circulation or IR, you can stack immediately, if not use the shelf approx. 5-8 h.
TOP TREAT		<p>5. Top-Coat with LC OS Hardwax Oil Next</p> <ul style="list-style-type: none"> It is recommended to prepare the surface with a Fladder brush unit using P320 grit. Apply with a single rubber roller-coater, with a hardness between 30-50 Shore. Application amount should be 15-35 g/m² The last coat should always be transparent, no colors
MACHINE PART	 	<p>6. Drying in Racks – Active</p> <ul style="list-style-type: none"> Drying time is between 5-8 hours, depending on room temperature, air circulation and colors – transparent finish dries relatively faster.

SURFACE

HardwaxOil Color

























With the HardwaxOil Color surface, you have the possibility of an endless variety of colours. With 23 shades of LC OS HardwaxOil NEXT Color that can be mixed with each other, individual nuances can be created in no time at all to fulfil each customer's wish. In combination with the ready-to-use plain colours, special accents can be set additionally, also in joint colour workshops on site.



LC OS HardwaxOil NEXT Color

- Safe and simple application in two layers
- Excellent resistance to residential requirements
- Excellent machine handling
- Unlimited colour variety
- Production reliability through immediate colour correction
- Fast and smart solutions possible in joint colour workshops

Art. no.	Variant	
44001-...	Various colours	2.5 kg / 25 kg

Base colours										
	900005 Black	48000 White	900148 Grey							
					Wood colours					
										
				08016 Mahogany	08011 Walnut	07013 Smoked oak	08023 Kambala	08014 Sucupira	08017 Wenge	07008 Antique oak
				Trend colours						
										
				07002 Papyrus	01000 Oyster	09002 Clay	01002 Sand	09002 Pearl	09006 Silver	
				Plain colours						
										
				03009 Oxide red	05002 Ultramarine blue	01032 Oxide yellow	03020 Traffic red	01016 Sulphur yellow	06002 Leaf green	

There is colour guarantee

SURFACE

HardwaxOil Invisible, raw timber effect



A raw wooden surface radiates natural grace. The trendy Hardwaxoil Invisible surface preserves the beauty of untreated wood through an invisible protective film. Thanks to the newly developed LC WS Brightener, the wood surface looks oiled but not intensified, creating a natural raw timber effect.



LC WS Brightener

- Innovative waterborne primer
- No wood surface intensifying
- Excellent machine handling



Art. no.

40451-00000



2.5 kg/25 kg



LC OS HardwaxOil NEXT Nature

- Reinforces the raw timber effect
- Brings a depth effect to the surface
- Excellent machine handling

Art. no.

44001-010025



2.5 kg/25 kg



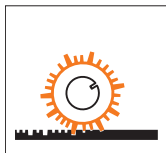


LC OS HardwaxOil NEXT

- Forms the finish and gives the surface a very beautiful open-pored wood look
- Very fast drying
- Reduces oil-specific yellowing
- Excellent resistance to residential requirements
- Excellent machine handling
- Soft-touch effect


Art. no.	Variant	
44001-000005	Extra-matte	2.5 kg / 25 kg
44001-000000	Silk glossy	2.5 kg / 25 kg



WOOD PREP.



1. Surface Preparation

- Begin with brushing, using steel, brass or synthetic brushes

PRETREAT


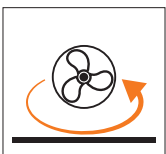
2. LC WS Brightener

- Apply with a single, grooved roller.
- Applied quantity approx. 20-25g/m²

MACHINE PARTS


3. Equalizing with one cylinder brush nylon

- The brush should not be removing more than 2-5 g/m²
- Otherwise, for stable production, reduce the amount of finish applied in Step

MACHINE PARTS


4. Active Drying with air circulation, IR or UV

- Accelerate the removal of water from the finish

BASE TREAT



5. Base-Coat with LC OS Hardwax Oil Nature

- Application with a reverse roller wheel – foam or grooved
- Applied quantity 25-40g/m²
- Remove surplus material with removal roller, 30-50 Shore. Following removal, the surface should have approx. 8-15 g/m²

MACHINE PARTS

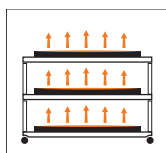
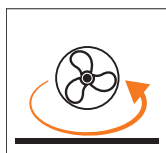

6. Equalizing with 2 – 3 Cylinder Brushes

- All brushes working together should not be removing more than 1/g
- Otherwise, for stable production, reduce the amount of finish applied in Step

TOP TREAT


8. Top-Coat with LC OS Hardwax Oil Next

- It is recommended to prepare the surface with a Fladder brush unit using P320 grit
- Apply with a single rubber roller-coater, with a hardness between 30-50 Shore
- Application amount should be 15-35 g/m²
- The last coat should always be transparent, no colors

MACHINE PART


9. Drying in Racks – Active

- Drying time is between 5-8 hours, depending on room temperature, air circulation and colors – transparent finish dries relatively faster

SURFACE

HardwaxOil Intense



The HardwaxOil Intense surface combines the classic properties of hard wax oil with extensive design possibilities and an extremely intensive colouring. Pre-treatment with the aqueous stain LC WS Stain creates an exciting depth effect, which accentuates the natural grain of the wood particularly beautifully. Combinations with other LOBACOATING products expand the design possibilities.




LC WS Stain

- The pre-treatment water stain is optimised for machine application with roller and spray application
- Almost endless combinations can be mixed
- Countless colour effects/colour combinations



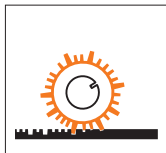
Art. no.	Variant	
	Various colours	2.5 kg / 25 kg



LC OS HardwaxOil NEXT

- Forms the finish and gives the surface a very beautiful open-pored wood look
- Very fast drying
- Reduces oil-specific yellowing
- Excellent resistance to residential requirements
- Excellent machine handling
- Soft-touch effect

Art. no.	Variant	
44001-000005	Extra-matte	2.5 kg / 25 kg
44001-000000	Silk glossy	2.5 kg / 25 kg

Application with LC WS Stain + LC OS HardwaxOil NEXT
WOOD PREP.

1. Surface Preparation

- Begin with brushing, using steel, brass or synthetic brushes

PRETREAT

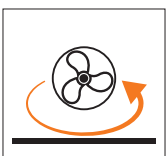
2. LC WS stain

- Apply with a single, grooved roller
- Applied quantity approx. 20-40/m²

MACHINE PARTS

3. Equalizing with one cylinder brush nylon

- The brush should not be removing more than 2-5 g/m²
- Otherwise, for stable production, reduce the amount of finish applied in Step 2

MACHINE PARTS

4. Active Drying with air circulation, IR or UV

- Accelerate the removal of water from the finish

BASE TREAT

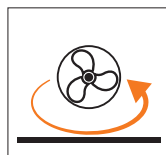
5. Base-Coat with LC OS Hardwax Oil NEXT

- Application with a reverse roller wheel – foam or grooved
- Applied quantity 25-40g/m²
- Remove surplus material with removal roller, 30-50 Shore. Following removal, the surface should have approx. 8-15 g/m²


MACHINE PARTS

6. Equalizing with 2 – 3 Cylinder Brushes

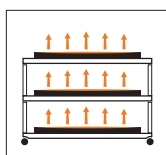
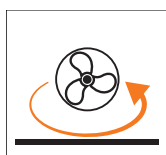
- All brushes working together should not be removing more than 1/g
- Otherwise, for stable production, reduce the amount of finish applied in Step 5

MACHINE PARTS

7. Active Drying with Air Circulation, or IR

- If product is dried adequately using air circulation or IR, you can stack immediately, if not use the shelf approx. 5-8 h

TOP TREAT

8. Top-Coat with LC OS Hardwax Oil Next

- It is recommended to prepare the surface with a Fladder brush unit using P320 grit
- Apply with a single rubber roller-coater, with a hardness between 30-50 Shore
- Application amount should be 15-35 g/m²
- The last coat should always be transparent, no colors

MACHINE PART

9. Drying in Racks – Active

- Drying time is between 5-8 hours, depending on room temperature, air circulation and colors – transparent finish dries relatively faster

SURFACE

HardwaxOil Protect



HardwaxOil Protect is the answer to the current market development: it combines the natural look of an oiled surface with the excellent protection of a waterborne sealant. LC OS HardwaxOil NEXT extra-matte intensifies the wood and can also be combined with a colouring. The industrial coating with LC WS UV Protect matte creates a robust and extremely easy-care surface. If desired, the resistance can be increased by applying a second protective film manually after installation.



LC OS HardwaxOil NEXT

- Very fast drying
- Reduces oil-specific yellowing
- Excellent resistance to residential requirements
- Excellent machine handling
- Soft-touch effect



Art. no.	Variant	
44001-000005	matte	2.5 kg / 25 kg




LC WS UV Assist Protect

- Protection of the oiled surface
- Physical and UV drying
- Forms a more easy-care and protected surface


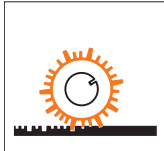



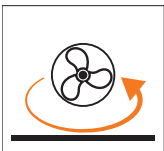

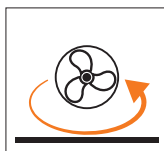
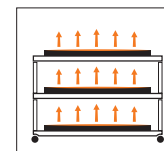
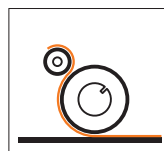
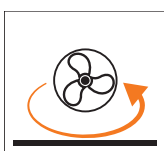



 min	15
 l/100m ²	0,1-0,2

Art. no.	Variant	
40452-000003	matte	2.5 kg / 25 kg



Application with LC HardwaxOil NEXT matt + LC WS UV Protect

WOOD PREP.	 	1. Surface Preparation sanding or brush <ul style="list-style-type: none"> Begin with brushing, using steel, brass or synthetic brushes
BASE TREAT	 	2. Base-Coat with LC OS Hardwax Oil NEXT <ul style="list-style-type: none"> Application with a reverse roller wheel- foam or grooved Applied quantity 25-40 g/m² Remove surplus material with removal roller, 30-50 Shore. Following removal, the surface should have approx. 8-15 g/m²
MACHINE PARTS		3. Equalizing with 2 – 3 Cylinder Brushes <ul style="list-style-type: none"> All brushes working together should not be removing more than 1/g Otherwise, for stable production, reduce the amount of finish applied in Step 5
MACHINE PARTS		4. Active Drying with Air Circulation, or IR <ul style="list-style-type: none"> Pre-drying with Air Circulation or IR and Inline the second application with HardwaxOil NEXT possible
TOP TREAT		5. Base-Coat with LC OS Hardwax Oil Next <ul style="list-style-type: none"> Apply with a single rubber roller-coater, with a hardness between 30-50 Shore Application amount should be 5-15 g/m² The last coat should always be transparent, no colors
MACHINE PART	 	6. Drying in Racks – Active <ul style="list-style-type: none"> Drying time is between 8-12 hours, depending on room temperature, air circulation and colors – transparent finish dries relatively faster
BASE + TOP		7. Top-Coat with LC WS UV Protect final treatment <ul style="list-style-type: none"> Apply 2x with a single rubber roller-coater, with a grooved roller Application amount should be approx. 20 g/m²
BASE + TOP	 	8. Active Drying with air circulation, IR <ul style="list-style-type: none"> Accelerate the removal of water from the finish Final curing with 2 UV Lamps Use two mercury lamps with together around 300-400 mj/m²



Care and cleaning products for professional use.

Gently protect beautiful floors.

LOBA thinks beyond the finishing of valuable flooring: in order to optimally protect the finish and maintain it for as long as possible, we offer top-quality care and cleaning products for professional users. Besides our own expertise, our care products, oils, waxes, soaps and cleaners also contain the best raw materials available. Caring and cleaning with Loba: for those who think long-term!


Recommended for all surfaces




Cleaner

Highly concentrated, pH neutral cleaner.

- Excellent cleaning effect thanks to superb dirt-dissolving power
- Extremely economically concentrated, 1 litre of LOBACARE® Cleaner yields up to 200 litres of ready-to-use cleaning solution
- pH neutral and not aggressive to materials
- Can be used universally for all waterproof surfaces
- Environmentally friendly biodegradable cleaner

	
	30
	0,1

W C L P S

Art. no.				GISCODE
10175-400000	1 l/10 l	12/-	480/60	GU73





CleanFix

Ready-to-use, pH neutral cleaner.

- Less waste thanks to refillable spray bottle
- Excellent cleaning effect thanks to superb dirt-dissolving power
- Can be used universally for all waterproof surfaces
- Environmentally friendly biodegradable cleaner

	
	15
	0,2

W C L P S

Art. no.				GISCODE
10176-000000	1 l	12	480	GU40



HardwaxOil matt



HardwaxOil Color



HardwaxOil Invisible






HardwaxOil Intense



WaxCleaner

Waterborne wipe care product.

- Leaves behind a light protective wax film
- Extremely economically concentrated
- pH neutral and not aggressive to materials
- Good cleaning effect
- Can be used universally on various floorings

	
	30
	0,3

W C




Art. no.				GISCODE
10041-400000	1 l/10 l	12/-	480/60	GU73



ParkettWax

Solvent-borne maintenance wax.

- Protects the floor against water and dirt
- Classic floor wax
- Closes open pores in the wood
- Easy to polish

	
	60
	1-2

W C L

Art. no.	Variant				GISCODE
10429-400000	Transparent	1 l/12 l	6/-	480/50	060
10429-480031	Russet	12 l	-	50	



CareCleaner

Waterborne wipe care product.

- Can be used universally on various finished floorings
- Extremely economically concentrated
- Can also be processed by machine
- Clearly visible care effect
- No environmentally harmful stripping required

DIN 18032

	30
	1

W C L P S

Art. no.				GISCODE
10046-000000	1 l/10 l	12/-	480/60	GU40



FloorCare matt

Waterborne dispersion care product.

- Maintains the floor's value and appearance
- Provides long-term protection against wear for the film of varnish
- Can be used universally on various finished floorings
- Brings new shine to tired and worn floors
- Safe and easy application

	60
	3-4

Art. no.	Variante				GISCODE
10490-400003	Matt	1 l/5 l	12/4	480/128	GE20



LOBA GmbH & Co. KG | Headquarters
Leonberger Str. 56-62
71254 Ditzingen / Germany
Phone: +49 7156 357-0
Fax: +49 7156 357-211
Email: service@loba.de
www.loba.de

